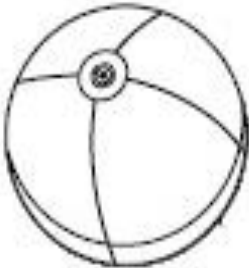

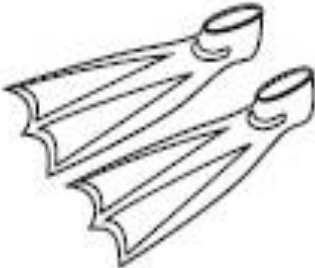









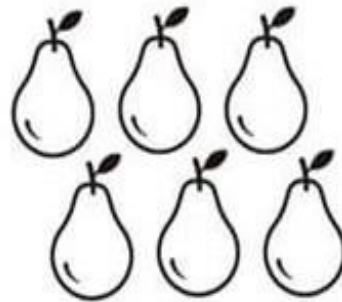
**POD KAŻDYM OBRAZKIEM NARYSUJ TYLE KROPEK,
ILE SYLAB SŁYSZYSZ W JEGO NAZWIE,**

| | | |
|---|---|---|
|  |  |  |
| | | |
|  |  |  |
| | | |
|  |  |  |
| | | |


Policz przedmioty w każdej ramce i zaznacz odpowiednią cyferkę.




(3) (8) (5) (9)




(4) (6) (5) (2)




(3) (7) (5) (6)




(3) (4) (5) (6)




(9) (7) (6) (5)



(3) (2) (8) (1)




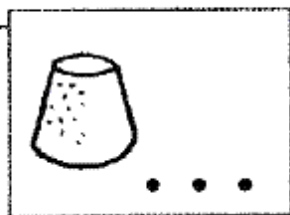
(3) (4) (5) (6)



(9) (4) (8) (6)



Policz elementy narysowane na dole. Potem pokoloruj rysunek.



Jaką pamiątkę z nad morza przywiozą dzieci?

